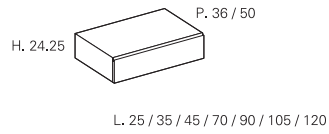
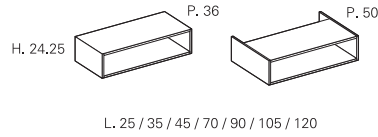
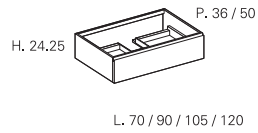
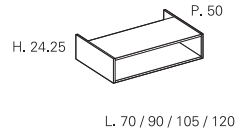
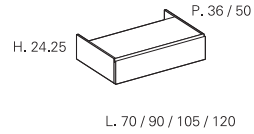
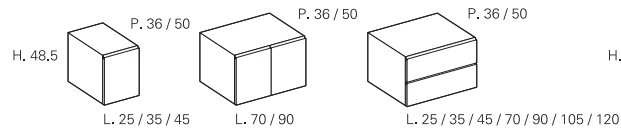
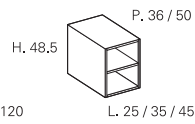
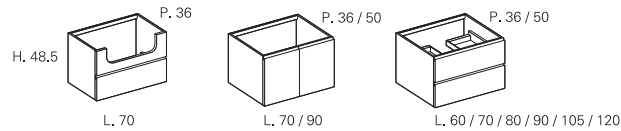
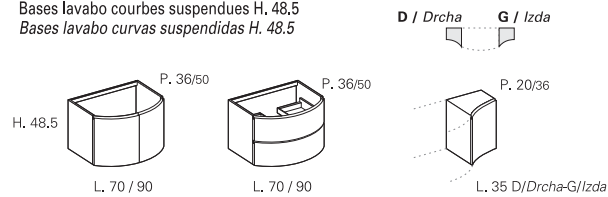
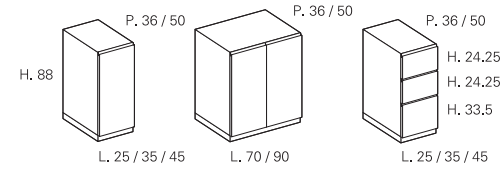
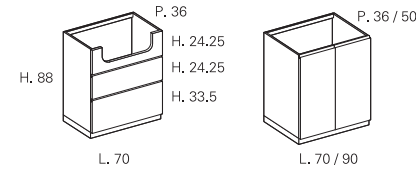
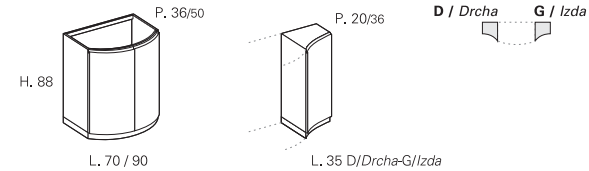
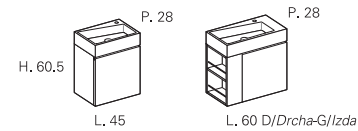
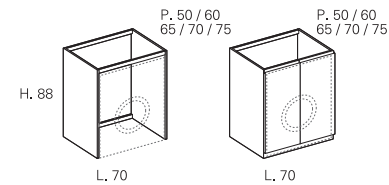
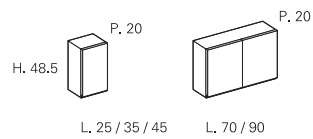


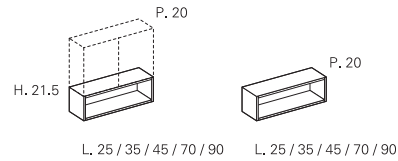
MODULARITE / MODULARIDADBases suspendues H.24,25
Bases suspendidas H.24,25Bases suspendues ouvertes H.24,25
Bases suspendidas abiertas H.24,25Bases pour lavabo suspendues H.24,25
Bases para lavabo suspendidas H.24,25Bases suspendues ouvertes H.24,25
Bases suspendidas abiertas H.24,25Bases inférieures suspendues H. 24,25
Bases inferiores suspendidas H. 24,25
(pour solutions décalées pour compositions escalonées)Bases suspendues H.48,5
Bases suspendidas H.48,5Bases suspendues ouvertes H.48,5
Bases suspendidas abiertas H.48,5Bases pour lavabo suspendues H.48,5
Bases para lavabo suspendidas H.48,5Bases lavabo courbes suspendues H. 48,5
Bases lavabo curvas suspendidas H. 48,5**ATTENTION:** EN CAS DE CONTRE-PAROIS (Ex. Placoplatre), PRÉVOIR DES RENFORTS ADÉQUATS, voir page 06
ATENCIÓN: EN CASO DE CONTRAPAREDES (Ej. Cartón yeso) COLOCAR REFUERZOS ADECUADOS, véase la pág. 06**MODULARITE / MODULARIDAD**Bases à poser au sol H. 82+6 (socle)
Bases a suelo H. 82+6 (zócalo)Bases pour lavabo à poser au sol H. 82+6 (socle)
Bases para lavabo a suelo H. 82+6 (zócalo)Bases lavabo courbes à poser au sol H. 82+6 (socle)
Bases para lavabo curvas a suelo H. 82+6 (zócalo)Lave-mains avec lavabo ceramique H. 60,5
Lavamanos con lavabo de cerámica H. 60,5Bases pour lave-linge H. 88
Bases para lavadora H. 88**ATTENTION:** EN CAS DE CONTRE-PAROIS (Ex. Placoplatre), PRÉVOIR DES RENFORTS ADÉQUATS, voir page 06
ATENCIÓN: EN CASO DE CONTRAPAREDES (Ej. Cartón yeso) COLOCAR REFUERZOS ADECUADOS, véase la pág. 06

MODULARITE / MODULARIDAD

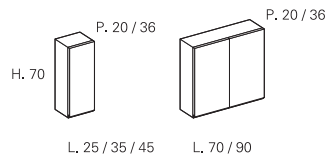
Meubles hauts H. 48.5
Módulos altos H.48.5



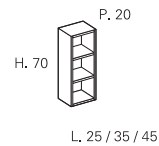
Niches ouvertes H. 21.5
Módulos abiertos H. 21.5



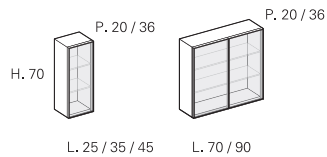
Meubles hauts H. 70
Módulos altos H.70



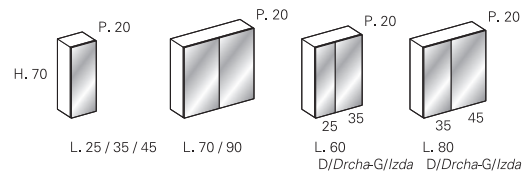
Meubles hauts ouverts H. 70
Módulos altos abiertos H.70



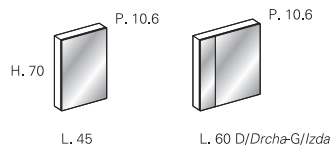
Meubles hauts vitrés H. 70
Módulos altos a vetrina H. 70



Meubles hauts miroir H. 70
Módulos altos con espejo H. 70



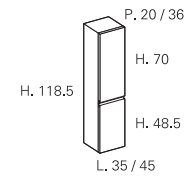
Meubles hauts miroir pour Lave-mains H. 70
Módulos altos con espejo para lavamanos H. 70



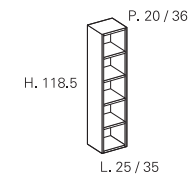
ATTENTION: EN CAS DE CONTRE-PAROIS (Ex. Placoplatre), PRÉVOIR DES RENFORTS ADÉQUATS, voir page 06
ATENCIÓN: EN CASO DE CONTRAPAREDES (Ej. Cartón yeso) COLOCAR REFUERZOS ADECUADOS, véase la pág. 06

MODULARITE / MODULARIDAD

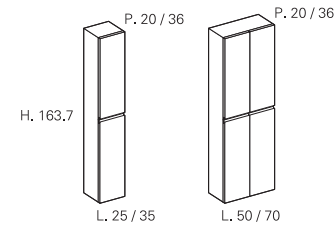
Colonnes suspendues H.118.5
Columnas suspendidas H.118.5



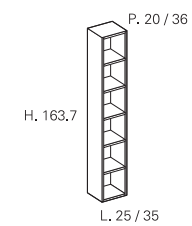
Colonnes suspendues ouvertes H.118.5
Columnas suspendidas abiertas H.118.5



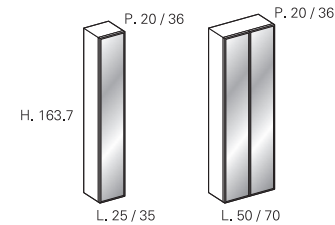
Colonnes suspendues H.163.7
Columnas suspendidas H.163.7



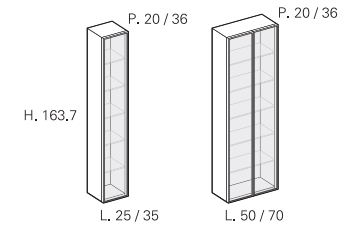
Colonnes suspendues ouvertes H.163.7
Columnas suspendidas abiertas H.163.7



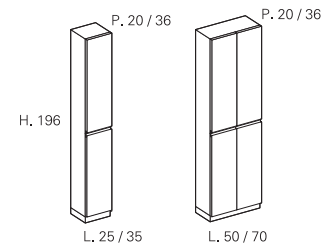
Colonnes miroir suspendues H. 163.7
Columnas suspendidas con espejo H. 163.7



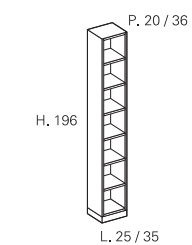
Colonnes vitrés suspendues H. 163.7
Columnas suspendidas a vetrina H. 163.7



Colonnes au sol H. 190+6 (socle)
Columnas a suelo H. 190+6 (zócalo)



Colonnes ouvertes au sol H. 190+6 (socle)
Columnas abiertas a suelo H. 190+6 (zócalo)



ATTENTION: EN CAS DE CONTRE-PAROIS (Ex. Placoplatre), PRÉVOIR DES RENFORTS ADÉQUATS, voir page 06
ATENCIÓN: EN CASO DE CONTRAPAREDES (Ej. Cartón yeso) COLOCAR REFUERZOS ADECUADOS, véase la pág. 06